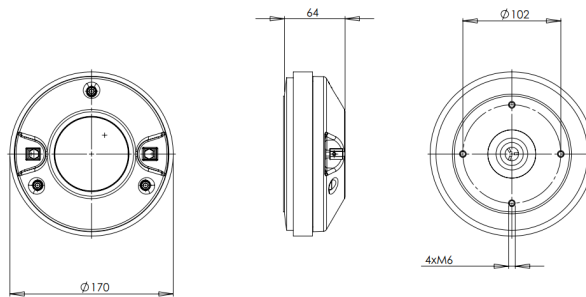


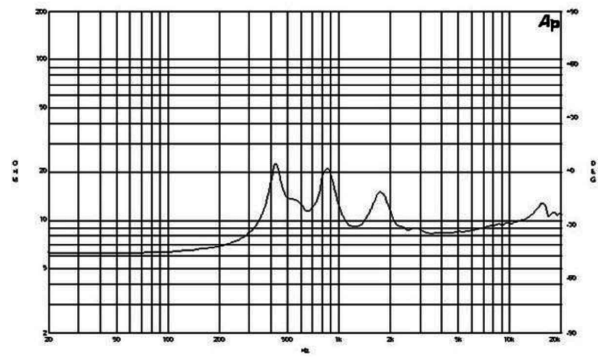
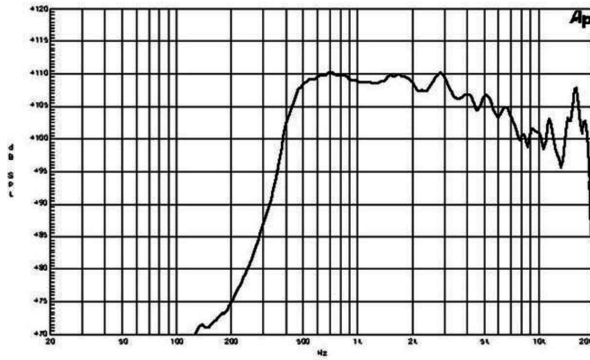
DE85TN

8Ω**HF Drivers - 2.0 Inches**

- 220 W continuous program power capacity
- 2" horn throat diameter
- 75 mm (3 in) aluminium voice coil
- Titanium diaphragm
- 500 - 18000 Hz response
- 107 dB sensitivity
- Shorting copper cap for extended HF response

DE85TN

HF Drivers- 2.0 Inches



SPECIFICATIONS¹

| | |
|--|----------------|
| Throat Diameter | 50 mm (2.0 in) |
| Nominal Impedance | 8 Ω |
| Minimum Impedance | 8.2 Ω |
| Nominal Power Handling ² | 110 W |
| Continuous power handling ³ | 220 W |
| Sensitivity (1W/1m) ⁴ | 107.0 dB |
| Frequency Range | 0.5 - 18.0 kHz |
| Recommended Crossover ⁵ | 1.0 kHz |
| Voice Coil Diameter | 75 mm (3.0 in) |
| Winding Material | Aluminium |
| Inductance | 0.14 mH |
| Diaphragm Material | Titanium |
| Flux Density | 1.8 T |
| Magnet Material | Ferrite |

MOUNTING AND SHIPPING INFO

| | |
|---|--|
| Four M6 holes 90° on 102 mm (4 in) diameter | |
| Overall Diameter | 170 mm (6.7 in) |
| Depth | 64 mm (2.5 in) |
| Net Weight | 4.4 kg (9.7 lb) |
| Shipping Units | 1 |
| Shipping Weight | 4.52 kg (9.96 lb) |
| Shipping Box | 190x190x80 mm (7.48x7.48x3.15 in) |
| Other Details | 4x M6 Mounting Studs with bolts and washers included |

SERVICE KIT

| | |
|-----------------------|----------|
| Replacement diaphragm | MMD3ATN8 |
|-----------------------|----------|

1. Driver mounted on B&C ME 75 horn.
2. 2 hour test made with continuous pink noise signal within the range from the recommended crossover frequency to 20 kHz. Power calculated on rated minimum impedance.
3. Power on Continuous Program is defined as 3 dB greater than the Nominal rating.
4. Applied RMS Voltage is set to 2.83 V for 8 ohms Nominal Impedance.
5. 12 dB/oct. or higher slope high-pass filter.